

EBASS25 – eBooks Survey

30 institutional responses about eBooks
January 2013

Covering
Collection focus, Blockages, Models,
Pros & Cons of Consortia, Suppliers, Open Access

6. Describe your collection development focus in offering user e-book choice:

	Unimportant	Low Priority	High priority	Critical	Not sure	Rating Count
Popularity - Enable broad popular selection	13.3% (4)	63.3% (19)	23.3% (7)	0.0% (0)	0.0% (0)	30
Specialism – Tailor subject specialist selections	6.7% (2)	13.3% (4)	63.3% (19)	13.3% (4)	3.3% (1)	30
Serendipity - Open up a long tail of titles to choice	23.3% (7)	46.7% (14)	20.0% (6)	6.7% (2)	3.3% (1)	30
Availability – Improve availability of key titles	0.0% (0)	0.0% (0)	50.0% (15)	50.0% (15)	0.0% (0)	30
Enhancement – Supplementing the print collection	3.3% (1)	20.0% (6)	36.7% (11)	36.7% (11)	3.3% (1)	30
Transformation – Encourage move to e-access	3.3% (1)	16.7% (5)	46.7% (14)	33.3% (10)	0.0% (0)	30

5. Rate the blockages that are preventing e-books from fulfilling their potential in academic libraries:

	Unimportant	Some significance	Strong significance	Critical	Not sure	Rating Count
Availability of titles	0.0% (0)	26.7% (8)	40.0% (12)	33.3% (10)	0.0% (0)	30
Availability of text books	3.3% (1)	26.7% (8)	6.7% (2)	56.7% (17)	6.7% (2)	30
Multiplicity of devices and formats	3.3% (1)	30.0% (9)	50.0% (15)	16.7% (5)	0.0% (0)	30
Business models offered by publishers	0.0% (0)	13.3% (4)	43.3% (13)	43.3% (13)	0.0% (0)	30
Library budgets	0.0% (0)	36.7% (11)	30.0% (9)	33.3% (10)	0.0% (0)	30
Interest of students	20.0% (6)	33.3% (10)	26.7% (8)	3.3% (1)	16.7% (5)	30

7. Score the following statements on Patron Driven Acquisition (PDA):

	Strongly Disagree	Disagree	Agree	Strongly Agree	Not sure	Rating Count
PDA is a temporary supplier driven tactic	10.0% (3)	63.3% (19)	3.3% (1)	0.0% (0)	23.3% (7)	30
PDA is a user-centred approach that should be applied to more aspects of our collection	0.0% (0)	3.3% (1)	63.3% (19)	16.7% (5)	16.7% (5)	30
PDA is an approach that should be used to guide acquisition by providing evidence of interest rather than directly triggering purchase	0.0% (0)	33.3% (10)	30.0% (9)	16.7% (5)	20.0% (6)	30

8. Score the following e-book acquisition approaches in terms of best value:

	Very poor value	Weak value	Some value	Strong value	Not sure	Rating Count
e-Book ownership triggered after an appropriate volume of pay-per-use	0.0% (0)	16.7% (5)	56.7% (17)	26.7% (8)	0.0% (0)	30
e-Book purchase triggered after a small number of free accesses	6.7% (2)	10.0% (3)	43.3% (13)	40.0% (12)	0.0% (0)	30
e-Books accessed on a rental / subscription model NOT leading to ownership	26.7% (8)	26.7% (8)	36.7% (11)	10.0% (3)	0.0% (0)	30
e-Books accessed on a pay-per-use model NOT leading to ownership	26.7% (8)	40.0% (12)	30.0% (9)	3.3% (1)	0.0% (0)	30
A library driven purchase model informed by usage over a rental period (involving fixed charge)	0.0% (0)	10.0% (3)	63.3% (19)	26.7% (8)	0.0% (0)	30
A library driven purchase model based on professional expertise (librarians, lecturers, etc) NOT user behaviour	6.7% (2)	16.7% (5)	63.3% (19)	10.0% (3)	3.3% (1)	30

9. Value the benefits that could be derived from a consortium approach to e-book acquisition:

	Very poor value	Weak value	Some value	Strong value	Not sure	Rating Count
Working with like-minded institutions in an uncertain market	0.0% (0)	10.0% (3)	53.3% (16)	36.7% (11)	0.0% (0)	30
Improving specialist subject collections	3.3% (1)	16.7% (5)	43.3% (13)	36.7% (11)	0.0% (0)	30
Making a bigger collection accessible	0.0% (0)	3.3% (1)	30.0% (9)	66.7% (20)	0.0% (0)	30
Using scale to achieve best price	0.0% (0)	0.0% (0)	3.3% (1)	93.3% (28)	3.3% (1)	30
Reducing the burden of procurement and administration	0.0% (0)	20.0% (6)	20.0% (6)	60.0% (18)	0.0% (0)	30
Sharing expertise	0.0% (0)	0.0% (0)	50.0% (15)	50.0% (15)	0.0% (0)	30

10. Assess the potential negatives of working in a consortium to acquire / access e-books:







	Not an issue	May be an issue	Some concern	Major concern	Not sure	Rating Count
Being driven by subject interests not relevant to us	0.0% (0)	20.0% (6)	36.7% (11)	43.3% (13)	0.0% (0)	30
Being driven by demand from larger institutions	6.7% (2)	23.3% (7)	33.3% (10)	36.7% (11)	0.0% (0)	30
Lack of expertise to ensure our interests are met	13.3% (4)	30.0% (9)	43.3% (13)	6.7% (2)	6.7% (2)	30
Complexity of arrangements	3.3% (1)	26.7% (8)	40.0% (12)	30.0% (9)	0.0% (0)	30
Inflexibility of arrangements	3.3% (1)	26.7% (8)	40.0% (12)	30.0% (9)	0.0% (0)	30

11. Publishers & Agents | 12. Open Access Collections

Dawson	22
Coutts MyILibrary	19
Ebsco NetLibrary	11
OUP (JC)	10
Proquest (eBrary, Safari)	9
CUP (JC)	9
EBL	7
Wiley	7
Elsevier	5
Taylor & Francis	5
Springer	4
ACLS (JC)	4
Ovid	4
Cengage	3
Palgrave	3
Knovel	3

Hathi Trust	7
Directory of OA Books	4
Project Gutenberg	4
Google Books	2

13. How do you bring free e-book services to the attention of your users?

		Response Percent	Response Count
We do not signpost or otherwise recommend any free e-book services		33.3%	10
Enter selected individual records in your catalogue / discovery service		26.7%	8
Enter individual records en masse in your catalogue / discovery service		16.7%	5
Signpost the service URL on your library webpage or equivalent		23.3%	7
Include in induction or advice		20.0%	6
None of the above		16.7%	5